


KIDS FOR YAH

VOLUME 6, ISSUE 7

July 2012

Don't be like doubting Thomas!



Thomas was not with the other disciples the night that Yahshua first appeared after Yahweh raised Him from the dead. Thomas had a hard time believing what others said. No matter what they told him, Thomas was still plagued by doubt. Yahshua was dead, right? Thomas had seen the lifeless body with his own eyes. Had his friends imagined seeing Yahshua resurrected? How could it be true? Thomas boldly declared, "I will not believe unless I see the nail marks in Yahshua's hands, until I get to touch them myself."

Suddenly, Yahshua stood before Thomas, holding out His hands. "Thomas, put your finger here and touch the wound on my side. Stop doubting and believe in Me!"

Have you ever doubted that the Bible is true? Regrettably, many people do! Yet, even science and archaeology are confirming the Bible is true. There is ample evidence that Yahweh exists. All we have to do is look around us at the incredible creation right before our eyes. Those things could not have come into being all by themselves as some would have you believe. We don't need to have blind faith. Proof is all around.



Those who believe in Yahweh, and do what He says, will be rewarded with eternal life. Many remarkable promises are in the Bible for the faithful. Believe in Yahweh and Yahshua with all your heart and receive the promises!

Inside this issue:

Don't be like...	1
What can we learn...?	2
Lessons from this issue	3
Make your own...	4

"...when you ask, you must believe and not doubt, because the one who doubts is like a wave of the sea, blown and tossed by the wind."

—James 1:6 NIV

What can we learn from geese?

Fact #1: As each bird flaps its wings, it creates an uplift draft for the bird following. By flying in a "V" formation, the whole flock adds a greater flying range than if one bird flies.

Life Application: People who share a common direction and sense of community can get where they're going quicker and more easily because they are traveling on the strength of one another.

Fact #2: Whenever a goose falls out of formation, it suddenly feels the drag and resistance of trying to fly alone and quickly gets back into formation to take advantage of the lifting power of the bird immediately in front.

Life Application: We can copy the example of geese and stay in formation and be willing to accept help when we need it and give help when it is needed.

Fact #3: When the lead goose gets tired, it rotates back into formation, and another goose flies into the lead position.

Life Application: Geese instinctively share the task of leadership, and do not resent the leader.


Fact #4: The geese in formation honk from behind to encourage those up front to keep up their speed.

Life Application: Let's make sure our honking from behind is encouraging and not discouraging!

Fact #5: When a goose gets sick, is wounded, or shot down, two geese follow it down to earth and protect it. They stay with their disabled companion until it is able to fly again or dies. They then launch out on their own or with another formation or catch up with the flock.

Life Application: We, too, should stand by one another in difficult times and help the one who has dropped out to regain his place in the formation.

Color the baby geese




Lessons from this issue

Choose the best answer for each question below:


Geese are incredibly amazing creatures. What do they do when one of the flock gets sick?

- A. Ignore him or her and move on.
- B. Two will stay with their companion until he gets up or dies.
- C. They force their companion to get up.
- D. They don't do anything.



What was Thomas known for in the Bible?

- A. Believing strongly in Yahshua.
- B. Doubting that Yahshua had really been raised from the dead.
- C. His strong faith.
- D. His stubbornness.



We can believe in Yahweh by doing this one simple thing:

- A. Looking around at creation with our own eyes.
- B. We can't prove anything.
- C. We have to just accept what scientists tell us without questioning.
- D. We have to have blind faith.


Those who believe in Yahweh with their whole hearts will get what?



- A. Nothing.
- B. Many blessings.
- C. Eternal life.
- D. Both B. and C.


What amazing fact about leadership can you learn from geese?

- A. They share the task of leadership.
- B. They hog the glory all for themselves.
- C. They force their will upon the rest of the geese.
- D. They intimidate until the rest of the geese obeys them.



Yahweh's Assembly in Yahshua
2963 County Road 233
Kingdom City, Missouri 65262

Main Line: 1-573-642-4100
Toll Free: 1-877-642-4101
Fax Line: 1-573-642-4104
Website: www.KidsForYah.org



MAKE YOUR OWN TAMBOURINE!

Youngsters, try this fun project with the permission and assistance of your parents. Tambourines were a common musical instrument in the Bible! **This project is not for really young children as small parts can cause choking if they put them in their mouths.**

Supplies needed:

- 2 paper plates
- White glue
- Paint brushes
- 1/2 cup dried beans, peas, or pasta
- Water based paints
- Stickers, bells, yarn, or string, optional



Instructions:

You can decorate the bottoms of the plates with any combination of stickers, or paint, if you want to. Some children have even used glitter.

If you used paint, be sure the plates are completely dry before proceeding. Turn one of the plates right side up and place the beans, peas, or pasta on it. Glue all around the edges of the plate. Turn the other plate upside down, and place it on top of the first plate. Press the edges together and allow to dry completely. You might try using clothes pins to clamp the edges firmly shut until completely dry. Just remove the pins before continuing.



Once the glue is dry, you can use your tambourine exactly as it is, or you can further add additions to make it more interesting. Some like to add bells and streamers or yarn to decorate it even more. You can do this by asking your parents to make some holes around the edges of the plate by using a paper punch or scissors. You can then attach the ribbons or yarn by threading it through the holes and tying a knot.

Have fun with your tambourine and use it as you sing praises to Yahweh!

Warning: Please be sure to keep your tambourine away from infants and really small children, as they might break the plates apart and put the dried beans in their mouth. Choking can result.

